

Welcome to the Mathletics Student Centre!

Mathletics is an effective and exciting way to improve your maths. You can practise both at home and at school, or anywhere you have access to the internet! As long as you use Mathletics regularly with consistent effort, your maths will improve out of sight!



Contents

- A** **Getting Started**
- B** **Live Mathletics**
- C** **Activities**
- D** **Learning Games**
- E** **Rainforest Maths**
- F** **Animated Maths Dictionary**
- G** **Certificates and Points**
- H** **Earning and Spending Credits**
- I** **Reports**

There's a lot to explore in Mathletics so let's jump right in!

STUDENT CENTRE GUIDE

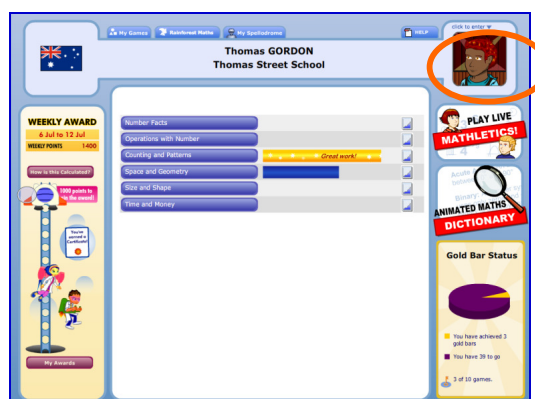


A Getting Started

→ Sign in with your username and password



→ Enter Face Maker and click on boys or girls.



→ Here you can create your own individual look by selecting your hair style, facial features and even your outfit!

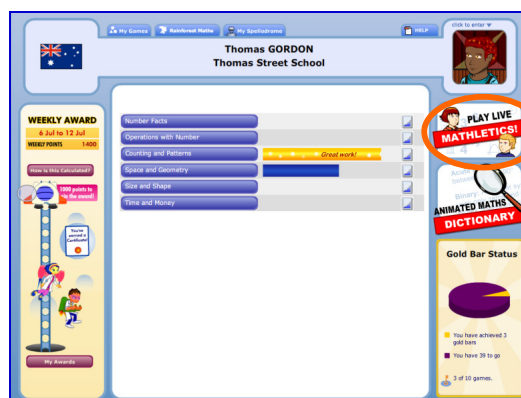
Achieving high scores and certificates throughout Mathletics will enable you to gain credits to get additional accessories and styles for your Mathlete.

Check out the Hall of Fame on the homepage to see what other Mathletes are wearing.



B Live Mathletics

- Click on 'Play Live Mathletics' to enter the arena.



- Choose your level. You can play the computer or choose Find Me a Game to play against other Mathletes.

Place the cursor over the the level tabs to see what type of questions you could be asked.

Try to choose the right level for you – look out for Bonus Points! You could earn double points if you challenge yourself!



- Your goal is to improve your ranking. Your ranking is based on your recent average.

There are five different rankings to achieve: Raging Rookie, Junior Giant, Speed Demon, Almost Einstein and Human Calculator.



STUDENT CENTRE GUIDE



- After you have picked your level, Mathletics will find other Mathletes for you to compete against (unless you have selected the Computer). It is possible that you might get to play the computer if there is not a good match with another Mathlete available.

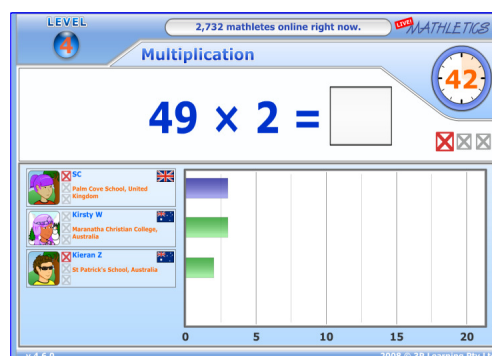
The game engine selects games based on competing Mathlete's recent averages, so the race is as fair as possible.



- 1 game will last 60 seconds and you have to answer as many questions correctly as you can.

You are racing against the clock, your recent average and the other Mathletes.

The other Mathletes you play against will have the same ranking as you.



- Be careful! 3 mistakes and you'll strike out!

If you Strike Out it will change your average and you may go down a level in your ranking.



Keep an eye out for the red line – this represents your Personal Best score.

If you can beat this – you earn bonus credits for your Mathlete!

STUDENT CENTRE GUIDE



- The game ends when the time is up. You will see your results straight away.



- You can also view your Live Mathletics Report to see if you are improving.



C Activities

- In your Student Centre there are topics of activities that you can work through. These activities follow your school curriculum.



STUDENT CENTRE GUIDE



- Choose a topic you want to work on. You can dive straight into the activities in the list, or start with some warm up questions in 'Are You Ready?'.

There are also easier or harder questions to choose if you need more help or further challenge on a topic.

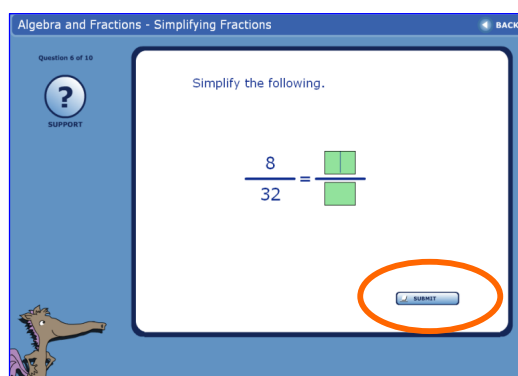


- Click on 'Start Activity' to begin, or you can visit the Support Centre before you try the questions.



- There are 10 questions in each activity. Read the question carefully, put in your answer and click 'Submit'.

Tip: You can use a pen and paper for your working, before entering your answer.

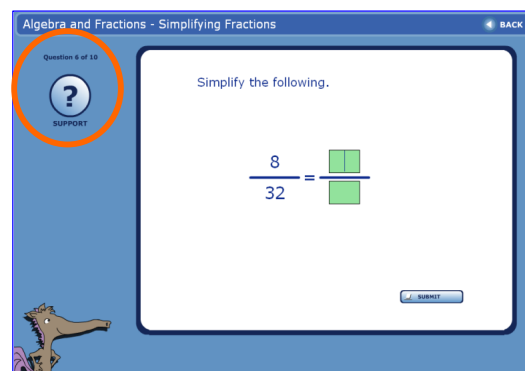


STUDENT CENTRE GUIDE

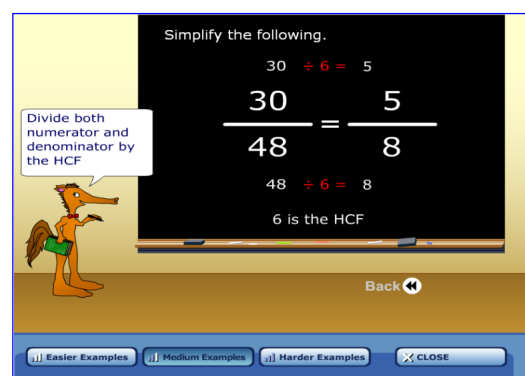


- If you are having trouble, click on the question mark to enter the Support Centre. Here you will not find the same question, but a similar question, to help you work out how to do it for yourself.

Tip: If you do get the question wrong – you can go back to support and find the **exact same question** explained.



- You can see a step by step break down of similar questions and how to solve them. You can see as many examples as you like.



- If you don't have time to finish all the questions, Mathletics will remember where you are up to for next time.

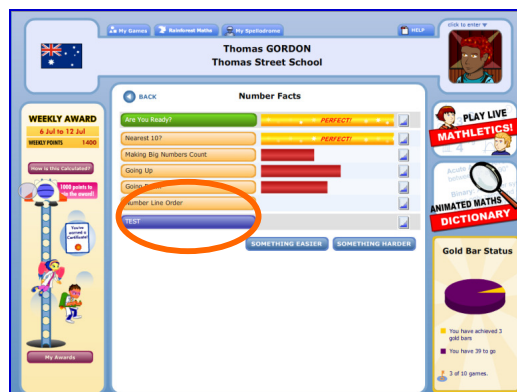


STUDENT CENTRE GUIDE



- When you have worked through all the activities and feel ready, you can take a test for the whole topic.

You may even like to do the test first!



D Learning Games

- Click on 'My Games' tab to access your learning games.



- To unlock the games you have to earn gold bars. There are 10 games for each year level from Kindergarten to Year 6.



E Rainforest Maths

- Rainforest Maths, a popular primary school orientated maths site created by Jenny Eather can now be accessed straight from your Rainforest Maths tab at the top of the student centre.



- There are questions and activities available for years kindergarten to year 6 and are a great way to further expand your maths skills!



F The Animated Maths Dictionary

- Click on the 'Animated Maths Dictionary' if you need to find out what a maths term means.

Tip: Have the Animated Maths Dictionary open before starting on an activity or test so you can refer to it at any time.



STUDENT CENTRE GUIDE



- Look for the term you are unsure of and see an animated explanation with sound.

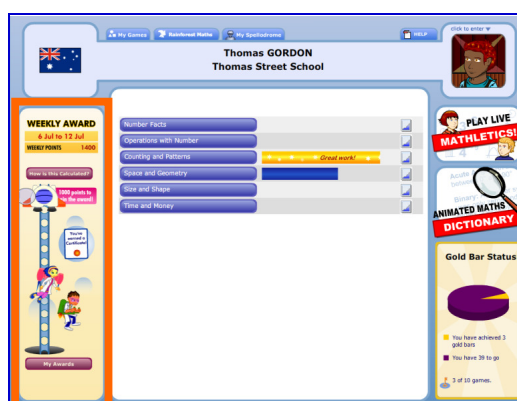
You can check here before or after activities.



G Points and Certificates

- You will earn points as you work through activities, tests and play Live Mathletics. You can see your points for the week on the left.

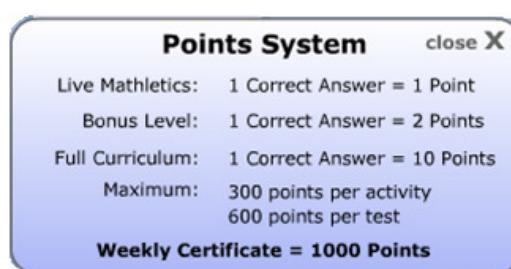
You can also earn credits to spend in the Mathletics Shop!



- Click on 'How is this Calculated?' to see how you earn your points.

To encourage you to work on different skills in maths, the most points you can earn from 1 activity in a week is 300 points.

You can only earn 1 certificate a week.



STUDENT CENTRE GUIDE



- You need to earn **1000 points in a week** to receive a **Bronze Certificate**. You can do this in 1 hour!

To receive a **Silver Certificate** you need to earn **5 Bronze Certificates**.

To receive a **Gold Certificate** you need to earn **4 Silver Certificates**.

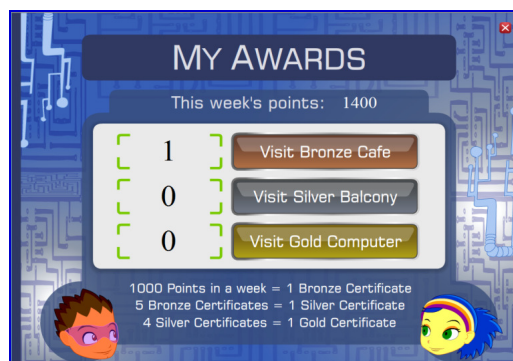


- To see all your fantastic achievements, click on 'My Awards'.



- Here you can see how many certificates you have earned.

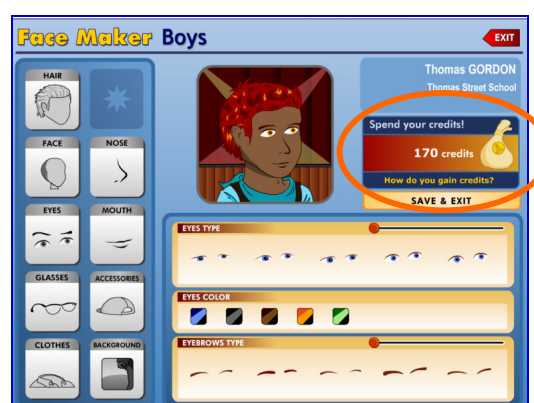
Click through to see the Bronze Cafe, Silver Balcony or Gold Computer where your hard earned certificates are displayed!



H Earning and Spending Credits

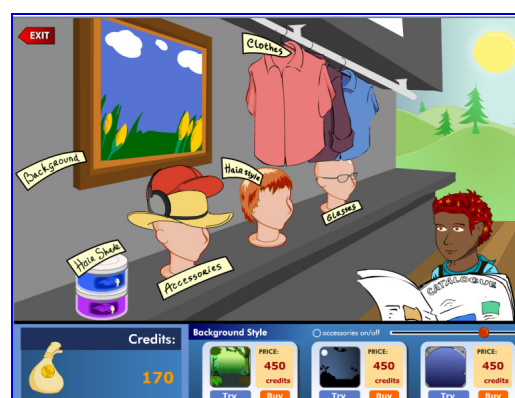
Certificates	Points	Credits
Bronze	1000 pts within a week	100
Silver	5 Bronze	150
Gold	4 Silver	250
Full Curriculum	1 Correct Answer = 10 pts	High Score = 10 (>60%)
Live Mathletics	1 Correct Answer = 1 pt Bonus Level = 2 pts	High Score = 10 First Place = 5

- As a special bonus for earning a certificate, you receive 100 Credits to spend in the Mathletics Shop!



- Here you can 'spend' your credits. You can choose from groovy accessories, crazy hair colours and futuristic backgrounds.

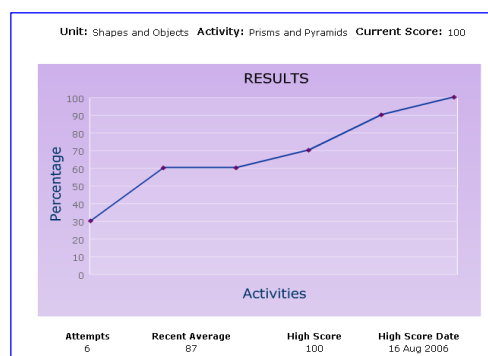
There are always new and exciting additions to the shop!



I Reports

- Reports are important for keeping track of how you are going. Each time you complete an activity or test you will see a graph of your results.

You can see if you are improving or if you need more practice.



- Underneath, you will see each answer you gave for each question. Clicking on the 'Support' button in the top corner will take you back to the Support Centre.



- You can also access a summary of all results for this activity from the main student page by clicking on the graph icon at the right of the activity progress bar.

This will show your number of attempts and your scores from each attempt.



We are always releasing new features – so make sure you keep a look out for them!

If you have any queries, please contact
customerservice@3plearning.com

