

Welcome to the Teacher Centre!

The Teacher Centre enables Maths programs to be tailored to individual student needs, allowing for straightforward and effective differentiation.

Students' progress in each section of Mathletics is recorded. This data provides extremely useful diagnostic feedback.

There are 7 icons to navigate through the Teacher Centre, covering:



Classes, Sign in Cards and Courses

- 1A Main Menu
- 1B Class Roll
- 1C Courses



Mathletics Reports

- 2A Weekly Summary
- 2B Report Generator
- 2C Live Mathletics Report
- 2D Live Mathletics



Results Manager

- 3A Results
- 3B Setting Focus Activities

The Teacher Centre makes programming, assessment and reporting in Maths a breeze!

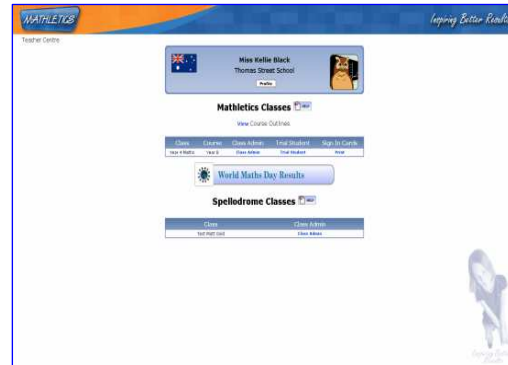
Sign in to Mathletics using your Teacher Centre Sign In details to start.



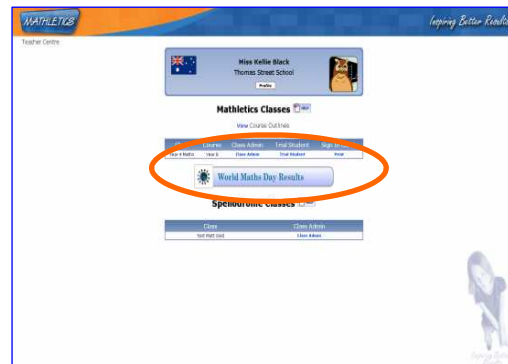
Classes, Sign in Cards and Courses

1A Main Menu

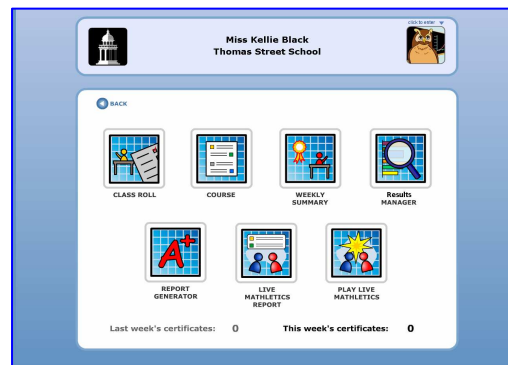
→ Once you have signed into your Teacher Centre you will see all of your Mathletics classes listed.



→ Here you can view results from any competitions in which your class has participated, print off sign in cards and sign into Mathletics as a trial student to view the course you have set.



→ Click on 'Class Admin' to see the main menu of functions for that class.

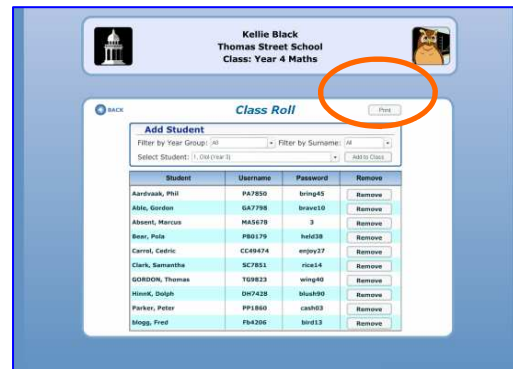


1B Class Roll

→ Click on 'Class Roll' to see all students in the class.



You can print off the class sign in cards here.



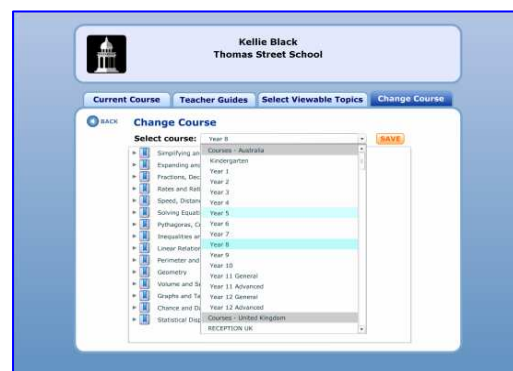
1C Courses

→ You can view or set the class' courses, and the topics that the class can see by selecting the 'Viewable Topics' tab.



→ To change the course click on the last tab and use the drop down menu to select the course you wish to use.

Click 'Save' to set the course.



- If you don't want your students to see all the topics in the course, you can choose which ones they see on the third tab.

Select the topics you want your class to access.

Click 'Save' to set any changes.



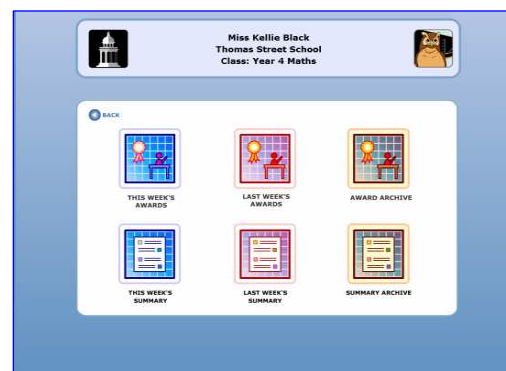
- New to the Teacher Centre this year are the Teaching Guides. The guides offer teaching suggestions and ideas for each activity. There are also snap shots of the types of questions in the activity.



Mathletics Reports

2A Weekly Summary

- The Weekly Summary is where you will find results for your class.



→ The top line of icons shows your students' achievements by Certificates and points they have earned over the weeks.

Student Name	Participation	Total Certificates
ANDREWS, Phil	1	1
ALBY, Gordon	1	1
BEAY, Pats	1	1
BODDY, Fred	1	1
CARROLL, Cathie	1	1
CLARK, Samantha	1	1
COLEMAN, Thomas	1	1
HINSH, Delph	1	1
PARKER, Peter	1	1

→ The bottom line of icons will show you your students' achievements by participation.

Student Name	Correct Answers
ANDREWS, Phil	0
ALBY, Gordon	0
BEAY, Pats	0
BODDY, Fred	0
CARROLL, Cathie	0
CLARK, Samantha	0
COLEMAN, Thomas	0
HINSH, Delph	0
PARKER, Peter	0

2B Report Generator

→ Individual Student Reports are available through the Report Generator.



You can see a summary of a student's strengths and weaknesses along with their achievements.

Test Results

Topic	Level 1	Level 2	Level 3	Level 4	Level 5
Operations with Number	100%	100%	100%	100%	100%
Decimal Power	100%	100%	100%	100%	100%
Rounding and Place Value	100%	100%	100%	100%	100%
Shapes and Objects	100%	100%	100%	100%	100%
Time and Place	100%	100%	100%	100%	100%
Conversions and Scales	100%	100%	100%	100%	100%
Space and Geometry	100%	100%	100%	100%	100%
Perimeter, Area and Volume	100%	100%	100%	100%	100%
Algebra and Fractions	100%	100%	100%	100%	100%
Chance and Data	100%	100%	100%	100%	100%

Relative Strengths

- Mixing 41 (Shapes and Patterns) 100%
- Perimeter of Shapes (Counting and Comparing) 100%
- Mode (Chance and Data) 100%
- Nearest 1000? (Number Facts) 100%

Relative Weaknesses

- Calculating Income Tax (Using Money 2) 0%
- Probability Tables (Probability) 0%
- Venn Diagrams (Probability) 0%
- Median (Chance and Data) 0%

Certificates

- 0 Gold
- 0 Silver
- 3 Bronze

MATHLETICS	Level 1	Level 2	Level 3	Level 4	Level 5
Correct Answers	226	153	-	-	-
Accuracy	90.4%	96.2%	-	-	-
Question/Min	42.2	30.0	-	-	-

2C Live Mathletics Report

→ All your students' records from Live Mathletics can also be seen for each level.



First Name	Last Name	Correct Answers	Accuracy %	Questions/Min	High Score
Phil	Aardvaak	-	-	-	-
Gordon	Able	-	-	-	-
Marcus	Absent	1436	86.9%	7.5	33
Pola	Beer	-	-	-	-
Fred	blagg	-	-	-	-
Cedric	Carrol	-	-	-	-
Samantha	Clark	1188	97.7%	44.5	62
Thomas	GORDON	-	-	-	-
Dolph	Henk	69	98.6%	34.0	41
Peter	Parker	1430	95.0%	29.3	49

→ Click on the 'Set Levels in Live Mathletics' button to if you want to choose what levels your students can access.

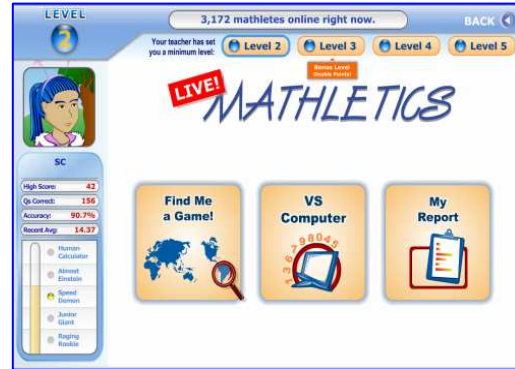
Level 1	Level 2	Level 3	Level 4	Level 5	
First Name	Last Name	Correct Answers	Accuracy %	Questions/Min	High Score
Phil	Aardvaak	-	-	-	-
Gordon	Able	-	-	-	-
Marcus	Absent	1436	86.9%	7.5	33
Pola	Beer	-	-	-	-
Fred	blagg	-	-	-	-
Cedric	Carrol	-	-	-	-
Samantha	Clark	1188	97.7%	44.5	62
Thomas	GORDON	-	-	-	-
Dolph	Henk	69	98.6%	34.0	41
Peter	Parker	1430	95.0%	29.3	49

→ Select the minimum level for each student.

When you are happy with the minimum levels, click 'Save' to set the levels for your students.

First Name	Last Name	Level 1 and above	Level 2 and above	Level 3 and above	Level 4 and above
Phil	Aardvaak	<input type="checkbox"/>	<input type="checkbox"/>	<input type="checkbox"/>	<input type="checkbox"/>
Gordon	Able	<input type="checkbox"/>	<input type="checkbox"/>	<input type="checkbox"/>	<input type="checkbox"/>
Marcus	Absent	<input type="checkbox"/>	<input type="checkbox"/>	<input type="checkbox"/>	<input type="checkbox"/>
Pola	Beer	<input type="checkbox"/>	<input type="checkbox"/>	<input type="checkbox"/>	<input type="checkbox"/>
Fred	blagg	<input type="checkbox"/>	<input type="checkbox"/>	<input type="checkbox"/>	<input type="checkbox"/>
Cedric	Carrol	<input type="checkbox"/>	<input type="checkbox"/>	<input type="checkbox"/>	<input type="checkbox"/>
Samantha	Clark	<input type="checkbox"/>	<input type="checkbox"/>	<input type="checkbox"/>	<input type="checkbox"/>
Thomas	GORDON	<input type="checkbox"/>	<input type="checkbox"/>	<input type="checkbox"/>	<input type="checkbox"/>
Dolph	Henk	<input type="checkbox"/>	<input type="checkbox"/>	<input type="checkbox"/>	<input type="checkbox"/>
Peter	Parker	<input type="checkbox"/>	<input type="checkbox"/>	<input type="checkbox"/>	<input type="checkbox"/>

→ When your students log into Mathletics and play Live Mathletics, they will be locked out of any level below the minimum level you selected.



2D Live Mathletics

→ You can play Live Mathletics as a teacher!



To keep competition fair, teachers are restricted to Level 4 only.



Results Manager

3A Results

→ Navigate through Results Manager by course topics.

You can drill down to each activity by clicking the topic.



	ARE YOU READY?	How Fast?	Everyday Manager	Everyday Length	Everyday Mass	TEST
Class Average	-	96	70	90	88	
Aardvaak, Phil (3)	-	-	-	-	-	-
Able, Gordon (3)	-	-	-	-	-	-
Absent, Marcus (6)	-	90	80	-	-	-
Bear, Pola (3)	-	-	-	-	-	-
Blogg, Fred (3)	-	-	-	-	-	-
Carroll, Cedric (3)	-	-	-	-	-	-

- Use the links at the bottom of the Markbook to see activities in Something Easier or Something Harder for that topic.

Clark, Samantha (0)	-	100	100	70	90	88
GORDON, Thomas (3)	-	-	-	-	-	-
HinnK, Dolph (3)	-	-	-	-	-	-
Parker, Peter (3)	-	100	100	-	-	-
Select All <input type="checkbox"/>						
Select All (Score < 85) <input type="checkbox"/>						
Select All (Score > 85) <input type="checkbox"/>						
Activities Something Easier Something Harder						

- In each activity, you can see which students have achieved **mastery**, or are in need of **remediation** or **extension**.

You can use these results to guide your choice of Focus Activities for each student.

Not Attempted	< 50	50 to 84	85 +
Finlayson, Molly	Hughes, Harry 20	Fuller, Frank 80	Fest, Tammy 100
	Amuter, Brett 36	Taylor, Richard 78	Franchetta, Francelli 95
	Frank, Francis 18	George, Grace 80	Ikkon, Imogen 100
	Knog, Rosemary 42	Nicholson, Neil 60	
		Smith, William 70	
		Smith, Peter 70	
		Yates, Joshua 65	

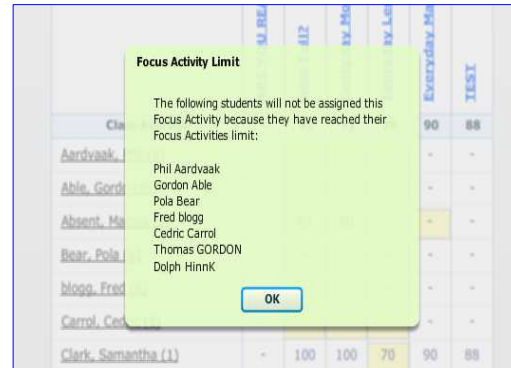
2D Setting Focus Activities

- Results Manager allows teachers to provide structure by setting Focus Activities for students to complete before accessing other parts of the program.

The screenshot shows the 'Results Manager' interface in Mathletics. It features a table with columns for 'Class Average', 'Students', 'Activities', 'Remediation', 'Extension', and 'Average Test Score'. The table lists various activities such as 'MATHS_2012_01', 'MATHS_2012_02', etc., and includes a 'Select All' button at the bottom.

→ You can set a maximum of 6 Focus Activities for an individual student.

If a student has reached their maximum, Results Manager will alert you if you try to set any additional activities.



→ You can turn Results Manager on and off using the radio buttons in the top corner.

This means that unless Results Manager is turned on, students will have access to Mathletics as normal.



→ Setting Focus Activities is as easy as a click of your mouse!

On the Markbook, click the activity mark box next to the student's name.

	ARE YOU READY?	How Full?	Everyday Money	Everyday Length	Everyday Mass	TEST
Class Average	-	96	93	70	90	88
Aardvaak, Phil (3)	-	-	-	-	-	-
Able, Gordon (3)	-	-	-	-	-	-
Absent, Marcus (4)	-	90	80	-	-	-
Bear, Pola (3)	-	-	-	-	-	-
blogg, Fred (3)	-	-	-	-	-	-
Carrol, Cedric (3)	-	-	-	-	-	-

→ Set an activity for all students, or just those who have not achieved mastery, by clicking the corresponding buttons below the activity.

Clark, Samantha (0)	-	100	100	70	90	88
GORDON, Thomas (3)	-	-	-	-	-	-
HinnK, Dolph (3)	-	-	-	-	-	-
Parker, Peter (3)	-	100	100	-	-	-
Select All	<input type="checkbox"/>	<input type="checkbox"/>	<input type="checkbox"/>	<input type="checkbox"/>	<input type="checkbox"/>	<input type="checkbox"/>
Select All (Score < 85)	<input type="checkbox"/>	<input type="checkbox"/>	<input type="checkbox"/>	<input type="checkbox"/>	<input type="checkbox"/>	<input type="checkbox"/>
Cancel All	<input type="checkbox"/>	<input type="checkbox"/>	<input type="checkbox"/>	<input type="checkbox"/>	<input type="checkbox"/>	<input type="checkbox"/>

Activities [Something Easier](#) [Something Harder](#)

→ To cancel a selected activity, click on the mark box again.

	ARE YOU READY?	How Full?	Everyday Money	Everyday Length	Everyday Mass	TEST
Class Average	-	96	93	70	90	88
Aardvaak, Phil (3)	-	-	-	-	-	-
Able, Gordon (3)	-	-	-	-	-	-
Absent, Marcus (3)	-	90	80	-	-	-
Bear, Pola (3)	-	-	-	-	-	-
blogg, Fred (3)	-	-	-	-	-	-
Carrol, Cedric (3)	-	-	-	-	-	-

→ To cancel a selected activity for all students in the class, click the 'cancel all' button below the activity.

Clark, Samantha (1)	-	100	100	70	90	88
GORDON, Thomas (4)	-	-	-	-	-	-
HinnK, Dolph (4)	-	-	-	-	-	-
Parker, Peter (4)	-	100	100	-	-	-
Select All	<input type="checkbox"/>	<input type="checkbox"/>	<input type="checkbox"/>	<input type="checkbox"/>	<input type="checkbox"/>	<input type="checkbox"/>
Select All (Score < 85)	<input type="checkbox"/>	<input type="checkbox"/>	<input type="checkbox"/>	<input type="checkbox"/>	<input type="checkbox"/>	<input type="checkbox"/>
Cancel All	<input type="checkbox"/>	<input type="checkbox"/>	<input type="checkbox"/>	<input type="checkbox"/>	<input type="checkbox"/>	<input type="checkbox"/>

Activities [Something Easier](#) [Something Harder](#)

→ To see all Focus Activities set for a student, click their name on the Markbook.

Click 'remove' to cancel your selection of that activity for that student.

→ To see all Focus Activities set for all students, click 'See Full List'.

Click 'remove' to cancel your selection of that activity for that student.



We are always releasing new features – so make sure you keep a look out for them!

If you have any queries, please contact
customerservice@3plearning.com

