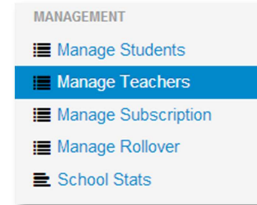




# Reading Eggs & Eggspress Quick Start Guide

## Now that you have purchased.

Simply use your login from your trial to enter your Teacher Centre. If you have teachers at your school that are part of your subscription but have not signed up for their login details, please ensure that there is a Subscription Coordinator assigned to your school, as this teacher can add those teachers requiring access. To add teachers: Management > Manage Teachers > Add Teachers (at the bottom of the page)

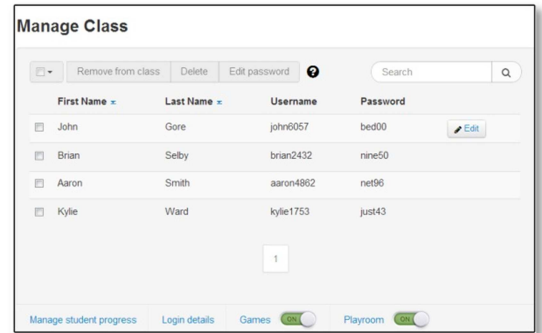


## Adding Students and Getting Them Started

Add your students: Management > Manage Class > Add students to your class. Enter the first and last name for each of your students.

Retrieve student logins:

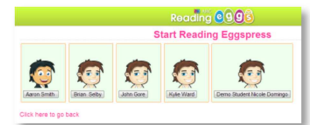
Management > Manage Class > Login Details. Print and provide your students with their Individual Login Details.



*For Younger Students - Teachers can log into the program on behalf of their students by using their Teacher Login, by clicking on 'Start Reading/Eggspress' you will enter the Student Gateway. Each student can then find their name/avatar and start eggsporing ABC Reading Eggs independently.*

## Your Demo Student Account

You have unrestricted access to your own DEMO STUDENT. This is accessed through the Student Gateway, 'Start Reading'. This can be used to demonstrate and utilise the Student Centre with your class.



## Student Stats

Your student's stats are recorded for you to preview, print, export to excel and allow you to monitor your students' progress.

## Teacher Toolkits

A wealth of useful resources to assist teaching and learning.

### Reading Eggs

- Over 150 Reading Recovery Levelled big books for IWB use, collaborative teaching and guided reading, with relevant linked resources.
- Lesson plans with learning objectives, student worksheets and follow up activities.
- Letter and sound activities, as well as Targeting Handwriting interactives for IWB use.
- Spelling resources, linked to student centre Skills Bank

### Reading Eggspress

- Targeting Writing and Comprehension Interactives for IWB use.
- Grammar lessons with student worksheets.
- NAPLAN preparation resources.
- Over 1000 Ebook Book Notes and worksheets, linked to Library Books in Student Centre



**Why not give your students a copy of the parent letter, which contains their login details, to take home with them so they can continue learning with Reading Eggs & Eggspress at home.**

**Need Help?**

**Remember to look out for the Live Chat button for instant online support.**

**There are also full teacher guides available from My Account > Brochures/Order Forms.**



# Reading Eggs & Reading Eggspress for students: Launch Lesson Plan

This suggested lesson plan is a quick guide to help you successfully launch Reading Eggs & Eggspress with your class. Each student must be added to the program and have their login details prior to launch. Each computer requires speakers or headphones. Typically, lessons run for 45-60 minutes.

Let's start by going to [www.readingeggs.com.au](http://www.readingeggs.com.au)

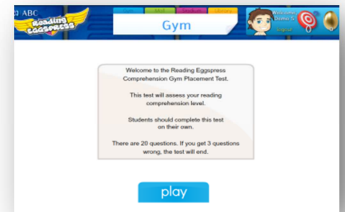
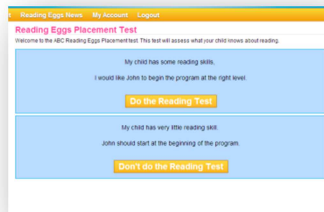
**Before your students log in:** Make sure you make an informed decision as to whether your students work in **Reading Eggs (4 – 8 year olds)** or **Reading Eggspress (8 – 13 year olds)**. Students will encounter the choice upon sign in.

## Step 1: Login and Placement



Ask your students to complete the placement test after logging in.

**Reading Eggs:** Students will be presented with the placement test upon logging in for the first time.  
**Reading Eggspress:** The placement test is found in the Comprehension Gym.



## Step 2: Begin Lessons



Instruct the students to go to the lesson areas below.

**Reading Eggs:** 'My Lessons', Students are guided through the interactive reading lessons, and progress independently. Students are rewarded with eggs that can be spent in Reggie's shop.  
**Reading Eggspress:** 'Comprehension Gym' Students choose which order they complete the lessons. Eggs are earned and spent in the Mall



## Step 3: Creating your Avatar



Instruct your students to;

**Reading Eggs:** go to My Stuff > My Avatar

**Reading Eggspress:** click on the Avatar's head in the top right hand corner, or enter the apartment and go to the Change Room



## Further Suggested Areas for eggsploration:

**Reading Eggs:** Skills Bank – Spelling

**Reading Eggs:** Driving Test – Word Recognition

**Reading Eggs:** Story Factory

**Reading Eggspress:** Stadium – Live games

**Reading Eggspress:** Library – Over 1000 ebooks

**Reading Eggspress:** Writing Fun by Jenny Eather found in the Writing Press Building

